

# Home Safety Manual of Cleaning Product



Jointly released by:  
China Association for Consumer Products Quality and Safety  
Promotion (CACQPSP)  
China Cleaning Industry Association (CCIA)  
Safe Kids Worldwide - China  
The Periodical Office of Consumption Guide



Editor-in-chief: Zhang Jianmei

Editor: Wang Hailin

Art editor:  Green book

**Technical supervised by: Injury prevention and control Office, China CDC**

**Drafted by: Safe Kids Worldwide – China**

**Jointly released by:**

**China Association for Consumer Products Quality and Safety Promotion  
(CACQPSP)**

**China Cleaning Industry Association (CCIA)**

**Safe Kids Worldwide - China**

**The Periodical Office of Consumption Guide**

Keep out of  
reach of  
children: **Up  
and Lock**

# Home Safety Manual of Cleaning Product


Properly use:  
**Read the  
label**


Safe handling:  
**Calm and  
professional**



To build a clean and safe home  
Let's take action!



  
**Do you know?**  
I act faster than you  
imagine.

  
**Do you know?**  
I perceive the  
world with  
mouth.



**According to the report from US CDC:**

Every day, over 300 children in the United States ages 0 to 19 are treated in an emergency department, and two children die, as a result of being poisoned. It's not just chemicals in your home marked with clear warning labels that can be dangerous to children. Everyday items in your home, such as household cleaners and medicines, can be poisonous to children as well. (1)

**According to US Poison Control Center data:**

The leading causes of non-medication exposure calls to poison control centers for children ages 5 and under were cosmetics and personal care products, household cleaning substances, foreign bodies/toys, pesticides and plants<sup>(2)</sup>. These products can cause chemical burns, blindness, even death. <sup>(3)</sup>

**Selected from:**

(1) Centers for Disease Control and Prevention. 2016. Poisoning Prevention <https://www.cdc.gov/safekid/poisoning/index.html>

(2) Mowry JB et al. 2012 Annual Report of the American Association of Poison Control Centers' National Poison Data System (NPDS): 30th Annual Report. Clin Toxicol (Phila). 2013; 51(10): 949-1229

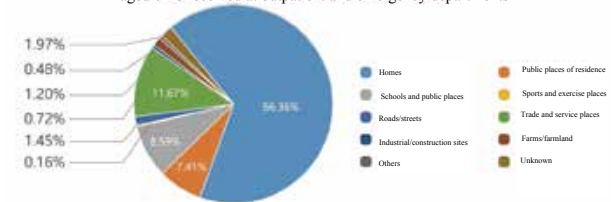
(3) National Capital Poison Center. The Most Dangerous Poisons for Children. Available from: <http://www.poisson.org/prevent/dangerous.asp>. Accessed November 3, 2014.

**General situation of children poisoning in China:**

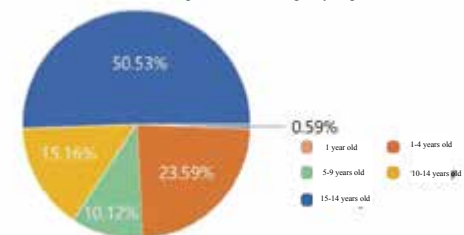
Poisoning is one of the main causes of injury and death among children aged 0-4. (1)

Over 1,500 children aged 0-14, on average, die from poisoning each year in China. (1)

National Injury Monitoring System from 2010 to 2015  
Occurrence places of poisoning cases of adolescents and children aged 0-18 received at outpatient and emergency departments



National Injury Monitoring System from 2010 to 2015  
Age distribution of poisoning cases of adolescents and children aged 0-18 received at outpatient and emergency departments

**Selected from:**

(1) National Health and Family Planning Commission. China Health and Family Planning Statistical Yearbook 2016, Peking Union Medical College Press, 2016

### ● Know the cleaning product, understand the risk, avoid the dangers



Children, have you seen these bottles and pots at home? Do you know what are they used for? Do not touch these products! Never put them into your mouth to eat!



Fabric enhancer



Glassy water




Liquid detergent



Laundry packets

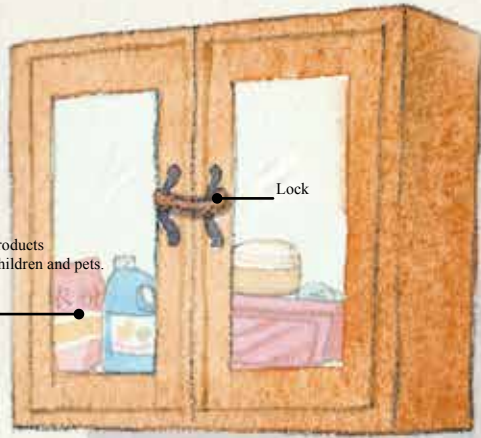


Powder detergent



Make sure to put these cleaning products on a high place and lock, keep them out of reach of children. Properly use and store the product. Up and Lock!

Keep cleaning products out of reach of children and pets.




Lock

Do not use the empty container for other product. Properly handle the empty container.



If any cleaning products overflow, immediately clean up them.



Select the appropriate cleaning time without distraction or children contact.



Do you have these cleaning products at home? Follow the guidance. Let's create a clean and safe home.



Keep away from children.

Do not contact with eyes. Do not swallow.

Make sure to wash your hands after touching cleaning products.



Read the usage instruction and warning statement carefully before using the product. Close the package immediately after use and keep the product out of reach of children.



- Understand labels, and properly use products

Have you read the labels on the packages of household cleaning products?

The label information is important! The following are some tips for properly using household cleaning products.

DO – You must do these!	
<b>Always:</b>	Always read and follow the usage instruction and warning statement, correctly use, store and dispose products, know product labels well, understand the safety information on labels, and pay particular attention to all home safety warnings, such as the statements on "warning", "danger" or "do not touch children", and what you should do in the case of an injury.
<b>Away:</b>	Store cleaning products in a place away from food, and do not allow children to use them.
<b>Store:</b>	After taking all cleaning products back home, immediately store them in a high position in the cabinet, and keep them out of sight of children and beyond reach of children.
<b>Keep:</b>	Keep products in the originally packaged container with a complete label, and ensure that such products are intact.
<b>Close:</b>	After using products every time, completely close the container, and put the container out of reach of children right away.
<b>Discard:</b>	If a product container is empty, correctly discard it. Do not reuse it for other purposes, including holding articles and toys of children.
<b>Clean up:</b>	Immediately clean up any overflowing cleaning products. Wash your hands and any articles that you use to dump or measure the products.
<b>Attention:</b>	Pay special attention to spraying agents. They are common sources of accidental poisoning. They should be placed beyond reach of children.

DON'T – You cannot do these!	
<b>Do not</b>	mix cleaning products. If a safe product in a separate use is mixed with other products, it may sometimes emit irritant or hazardous smoke.
<b>Do not</b>	reuse an empty container of household cleaning products, and hold other cleaning products with such container. The label description and points for attention of the original products are incorrect and invalid for newly held products.
<b>Do not</b>	allow children to take cleaning products, because they are not toys.
<b>Do not</b>	store cleaning products at the tops of the washing machine and the drier, or on the ground by the washing machine.







Let's find the potential risk in the bathroom.




- Self-check list

#### Self-check list of safe use of household cleaning products

- I place cleaning products in my home in a high position beyond reach of children or lock them in a cabinet. I never put them on the ground or at a corner.
- Before using the cleaning product, I read the labels carefully and understand the first aid measure in case of accidental exposure.
- After finishing using cleaning products, I immediately put them back, keeping them away from children.
- After running out of cleaning products, I immediately discard their pots, and do not hold children's articles with them.
- I keep all cleaning products in their original containers, and this point is clearly indicated on the containers.
- I put the lids on the used closetool, washing machine and drier. After clothes are washed, I will empty water inside the washing machine.
- As the washing machine works, I will stop children from touching the machine.
- After finishing using an electrical product, I will pull out its plug, and shut down its power supply.
- When I leave, I will close the door of the laundry. Thus, curious children will not enter the laundry.

- First aid measures

In case of children accidental exposure to the cleaning product, please wash it off with water. If the product gets into the eyes, wash it off immediately with plenty of water and seek medical advice. If accidentally eat product, give water/milk and doctor immediately. Do not induce vomiting. If any serious case, please call 120 immediately.





● The answers to the question on page 12 and page 13



The faucet is set to the hot water position.

The closetool is not put on its lid.

The washing machine is not put on its lid, and contains water inside.

Some detergents are scattered on the ground.

The wire plate and wire are scattered on the ground.

Place cleaning products within easy reach of children

Fill the bathtub with water

Plug the electric hair drier into the socket

Hang a towel on the heater

Water spots on the ground

The electric socket is placed within easy reach of children





## Home Safety Manual of Cleaning Product